

REVISION

DATE

LAPP
INSULATOR COMPANY
LEROY, N.Y. 14482



No. SDJ-315010 & -70

TITLE STATION POST ASSEMBLY

UNITS in. (mm) ORG.DATE 5-16-96 DWN. J. Corona APP.

REF. TECHNICAL REFERENCE No. TR-10

DIMENSIONS

LEAKAGE DISTANCE, in. (mm) 38 (965)

MECHANICAL VALUES

CANTILEVER STRENGTH, lbs. (kN) 2000 (8.8)

TENSION STRENGTH, lbs. (kN) 7000 (31.1)

TORSION STRENGTH, in.-lbs. (kNm) 10000 (1.1)

COMPRESSION STRENGTH, lbs. (kN) 15000 (66.7)

ELECTRICAL VALUES

CRITICAL IMPULSE FLASHOVER, POS., kV. 225

LOW FREQUENCY WET WITHSTAND, kV. 80

IMPULSE WITHSTAND, kV. 200

RADIO INFLUENCE VOLTAGE

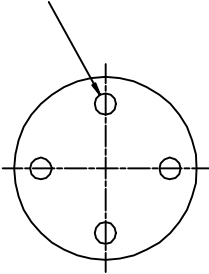
TEST VOLTAGE, rms TO GROUND, kV 22

MAXIMUM RIV AT 1000 kHz, mV 100

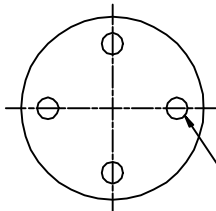
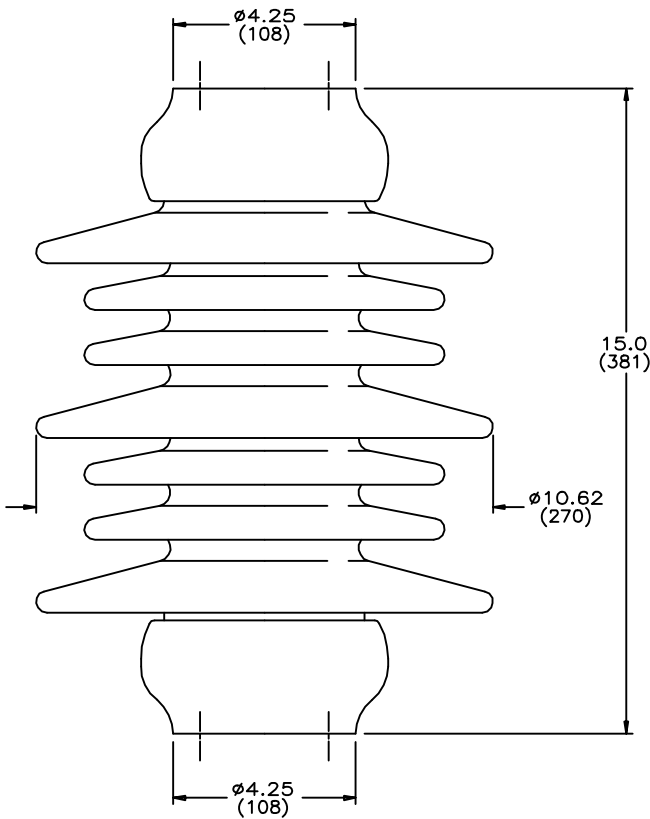
NOTES

1. DIMENSIONS ARE IN INCHES (MILLIMETERS).
2. ALL FERROUS PARTS ARE HOT DIP GALVANIZED.
3. PART NUMBER OF UNIT STAMPED ON TOP HARDWARE.

4 TAPPED HOLES
1/2-13 +.015 OVERSIZE
.62 (16) FULL THREAD
ON 3.0 (76) BOLT CIRCLE



ASSEMBLY NO.	GLAZE COLOR
J-315010	CHOCOLATE
J-315010-70	LIGHT GRAY No.70



4 TAPPED HOLES
1/2-13 +.015 OVERSIZE
.62 (16) FULL THREAD
ON 3.0 (76) BOLT CIRCLE

NOTE TO PURCHASER
ALL SALES OF LAPP PRODUCTS ARE
SUBJECT TO OUR STANDARD TERMS
AND CONDITIONS AND THE LIMITED
WARRANTIES THEREUNDER.