

| | | | | | |
|---|---------|---|----------------------|-----------------------------|------|
| REVISION | DATE | LAPP INSULATOR COMPANY LEROY, N.Y. 14482 | No. SDJ-315210 & -70 | TITLE STATION POST ASSEMBLY | |
| REVISED & REDRAWN | 3-28-96 | | | | |
| REVISED PORCELAIN PROFILE | 8-23-96 | UNITS in. (mm) | ORG.DATE 10-24-94 | DWN. J. Corona | APP. |
| REVISED PORCELAIN $\phi 7.50$ (191) WAS $\phi 7.38$ | 7-18-97 | REF. TECHNICAL REFERENCE No. TR-210 | | | |

DIMENSIONS

LEAKAGE DISTANCE, in. (mm) 37.0 (940)

MECHANICAL VALUES

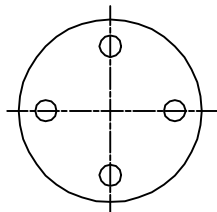
CANTILEVER STRENGTH, lb. (kN) 2000 (8.9)
TENSION STRENGTH, lb. (kN) 12000 (53.4)
TORSION STRENGTH, in-lb. (kNm) 10000 (1.13)
COMPRESSION STRENGTH, lb. (kN) 15000 (66.7)

ELECTRICAL VALUES

CRITICAL IMPULSE FLASHOVER, POS., kV. 225
LOW FREQUENCY WET WITHSTAND, kV. 80
IMPULSE WITHSTAND, kV. 200

RADIO INFLUENCE VOLTAGE

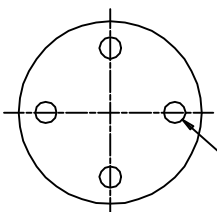
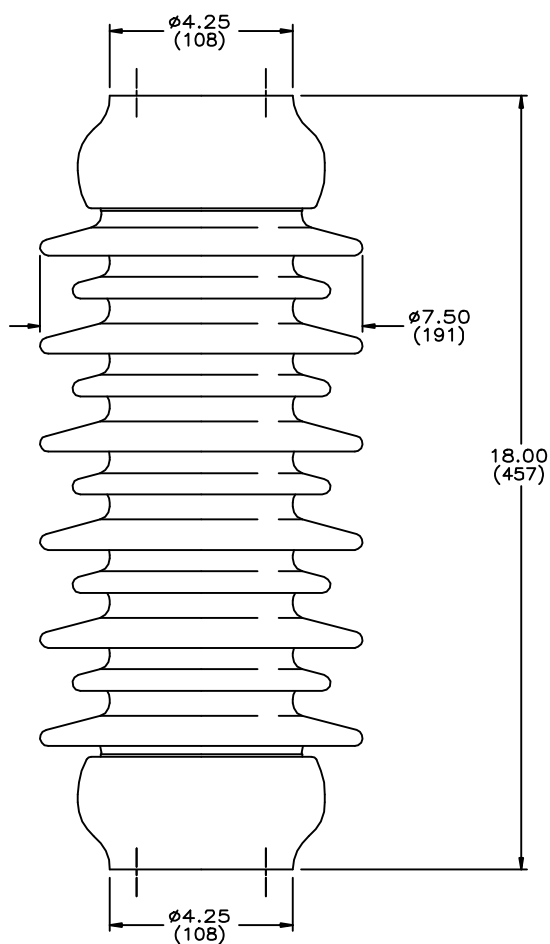
TEST VOLTAGE, RMS TO GROUND, kV. 22
MAXIMUM RIV - MICROVOLTS AT 1000 kHz 100



NOTES:

1. DIMENSIONS ARE IN INCHES (MILLIMETERS)
2. ALL FERROUS PARTS ARE HOT DIP GALV. PER ASTM A153

| ASSEMBLY | GLAZE COLOR |
|-------------|------------------|
| J-315210 | CHOCOLATE |
| J-315210-70 | LIGHT GRAY No.70 |



4 TAPPED HOLES
1/2-13 +.015 OVERSIZE
.62 (16) FULL THREAD
ON 3.0 (76) B.C.
BOTH ENDS

NOTE TO PURCHASER
ALL SALES OF LAPP PRODUCTS ARE
SUBJECT TO OUR STANDARD TERMS
AND CONDITIONS AND THE LIMITED
WARRANTIES THEREUNDER.